

DIN RAIL MODULAR ENCLOSURES

MR9/HDA SERIES & MR9/HDC SERIES 9 MODULE ENCLOSURES



MR9/HDA



MR9/HDC

MR9/HDA

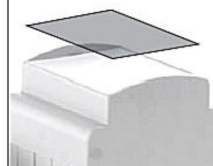
Grigio-Grey



Rosso-Red



Neutro-Clear

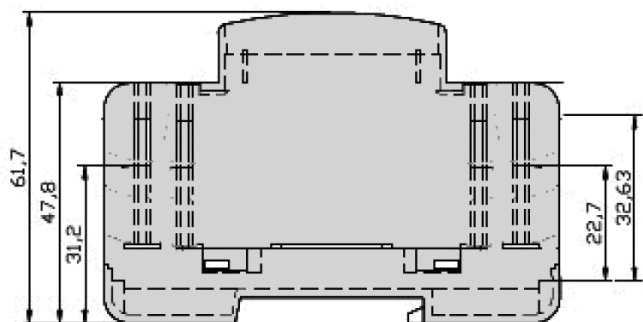


MR9/HDC

fisso-fixed



Dimensions



MR9/HDA – MR9/HDC

Modular Housing, 9 unit, H 53 mm, for mounting on DIN Rail. It is suitable to house two equal electronic boards, at two different levels. Base and cover are snap-on, with the possibility to lock them with screws. Snap-in front panel grey, red or clear (**MR/HDA**) or fixed (**MR/HDC**). The interconnection area can be open or covered with the relevant terminal hooses. Custom drilling on any side, slots). Made in Blend PC/ABS, on request, class UL94V0, in RAL7035 grey. Special colours on request.

Materiale material

BLEND PC/ABS

Colore colour

RAL7035 GREY

units	1	2	3	4	5	6	9	12
width	17.5	35	52.5	70	87.5	105	157.5	210

DIN RAIL MODULAR ENCLOSURES

MR9/HDA SERIES & MR9/HDC SERIES 9 MODULE ENCLOSURES



9HDL



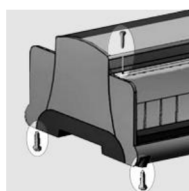
9HDLAR



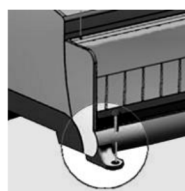
9HDSC



9HDSARC




Base and cover are snap-on, and can be locked by means of self-tapping screws. Terminal covers are snap-on, and can be locked with self-tapping screws.



Up to four external wall-mounting feet can be mounted under the base. In this way the enclosure remains locked, and can be mounted on any wall

Accessories



9HD DS

9HD FA

9HD ML

9HD FC

9HD CL

9HD AL

9HD LC

9HD EIB